

# DETACHABLE WHEELCHAIR

**medsurge**   
technics for life



## DETACHABLE WHEELCHAIR

### DESCRIPTION

Aluminum frame and folding back, stoving varnish surface, 4 directions adjustable armrest, moveable leg rest, angel adjustable pedal, adjustable sitting height and depth, backrest 6 degrees angle adjustment, 16"-19" seat width adjustment. Front suspension cross , 8" PU front wheel, 24" rare wheel, double detachable seat and back cushion, aluminum break Options: high precision aluminum drum break available.

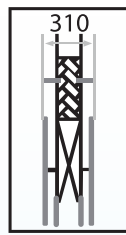
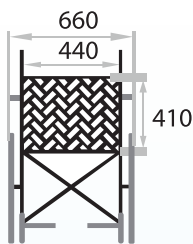
### FEATURES

- Multifunction armrest satisfies the requirements for each gesture
- High precision front Aluminum suspension high standards for user comfort
- Custom handwheel More fit for the grip requirements
- Efficient adjustment structure Wheelbase and seat height adjusting freely
- Engineering plastic pedal Height and angel adjusting freely
- High quality aluminum drum brake Stable breaking and control the safety any time


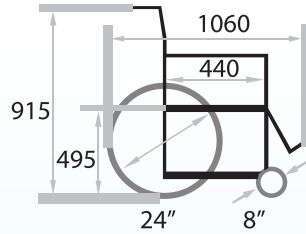
### SPECIFICATIONS

- Weight capacity 113kg
- Dimensions Height 915mm, Length 440, Width 660mm





Carton size:  
820 x 330 x 940



Weight capacity:  
113kg



G.W.: 22kg  
N.W.: 20kg



MUSEUM HILL CENTRE, MUSEUM ROAD  
P.O. BOX 75534 00200  
NAIROBI, KENYA  
Tel: 0720 714 337  
Email: [info@medsurgehealth.co.ke](mailto:info@medsurgehealth.co.ke)  
Web: [www.medsurgehealth.co.ke](http://www.medsurgehealth.co.ke)